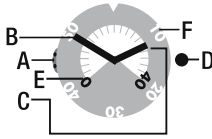
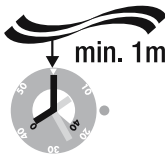


## Display



- A Pressure sensor
- B Minute hand / diving time display (max. 90 min.)
- C Hour hand/diving depth display (max. depth of 40 m)
- D Crown
- E Diving depth scale
- F Diving time scale

## Diving



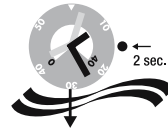
When the SWATCH Fun Scuba is at 1 m under water for longer than 2 - 5 seconds, the diving measurement starts **AUTOMATICALLY**. The diving time will be measured in seconds for the first 2 minutes, after which it will automatically be measured in minutes. If you come back up to the surface within the first 2 minutes, the watch's diving measurement will remain active for 5 seconds, whereas if you come back up to the surface later, the watch's diving measurement will remain active for 5 minutes. It will then automatically go back to showing the time. If you dive again within these 5 minutes, the watch will **NOT** measure a new dive but will continue measuring the previous one!

## Ending diving mode manually



You can also end the diving mode manually by pressing the crown (out of the water).

## Activating diving mode manually

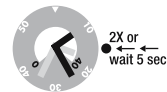


You can also activate the diving measurement manually (out of the water). Press the crown for about 2 seconds to start the diving measurement. If you do not reach a diving depth of at least 1 m for 4 - 5 minutes (e.g. while snorkeling), the watch will go back to showing the time, deleting the recording of the last dive.

## Recording the last dive

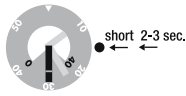


Every dive is saved automatically and, once you have finished diving, the watch automatically goes back to showing the time. You can access the recording of the last dive by pressing the crown briefly. Both hands will move briefly to 3 o'clock then the recording will be played back – first displaying the maximum diving time and diving depth, then proceeding to show the individual diving stages. If you do not save the dive as a favorite, the recording will be overwritten the next time you dive.

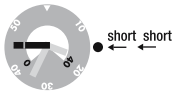


To return to the time, press the crown briefly twice or wait about 5 seconds.

## Saving a dive as your favorite



You can save a dive under your «Favorite» by pressing the crown once briefly (recording) then pressing it a second time for 2 - 3 seconds. Both hands will briefly move to 6 o'clock. The last dive will now be saved as your favorite and will not be deleted. The watch will return to showing the time. You can save a new favorite in the same way at any time. The new favorite will automatically delete the old.



If you want to access your «Favorite», press the crown briefly twice in quick succession. Both hands will briefly move to 9 o'clock and the dive saved as your favorite will be played back. To return to the time, press the crown again or wait about 5 seconds. (A «fictitious favorite» has already been saved in the factory.)

## Notes:

Each time you change the battery, you must initialize the SWATCH Fun Scuba watch again and it would be advisable to also test whether it is watertight.

## Warnings:

**The SWATCH Fun Scuba is not a professional diving watch.**

The measurements indicated under water are guideline values. Do not use the Fun Scuba for dives in waters more than 3000m (10000 ft) above sea level.

## Caution!

After each dive, please rinse and clean the watch thoroughly using only clear fresh water. Do not use any form of detergent. Under no circumstances should an object of any kind be inserted or pressed into any of the three openings on the pressure gauge (A). The pressure gauge shows a diving depth of up to 40m. Even if you dive deeper, the display will continue to show a diving depth of 40m. The maximum diving time that can be displayed and registered is 90 minutes.

## Never manipulate the crown while under water!

The measurement may be lost or, worse, the watch may cease to be watertight.

## Recommendation

Test the watch prior to each dive.

## Testing

Press the crown for 5 seconds. If both hands go precisely to 12 o'clock, the test has been successful. Press the crown again so that the hands go back to showing the time. If the two hands do not go exactly to 12 o'clock, they must be adjusted.